

# EDUCARE DIGITAL PLATFORM

## QUICK START GUIDE

It takes a new focus on digital  
to meet today's challenges



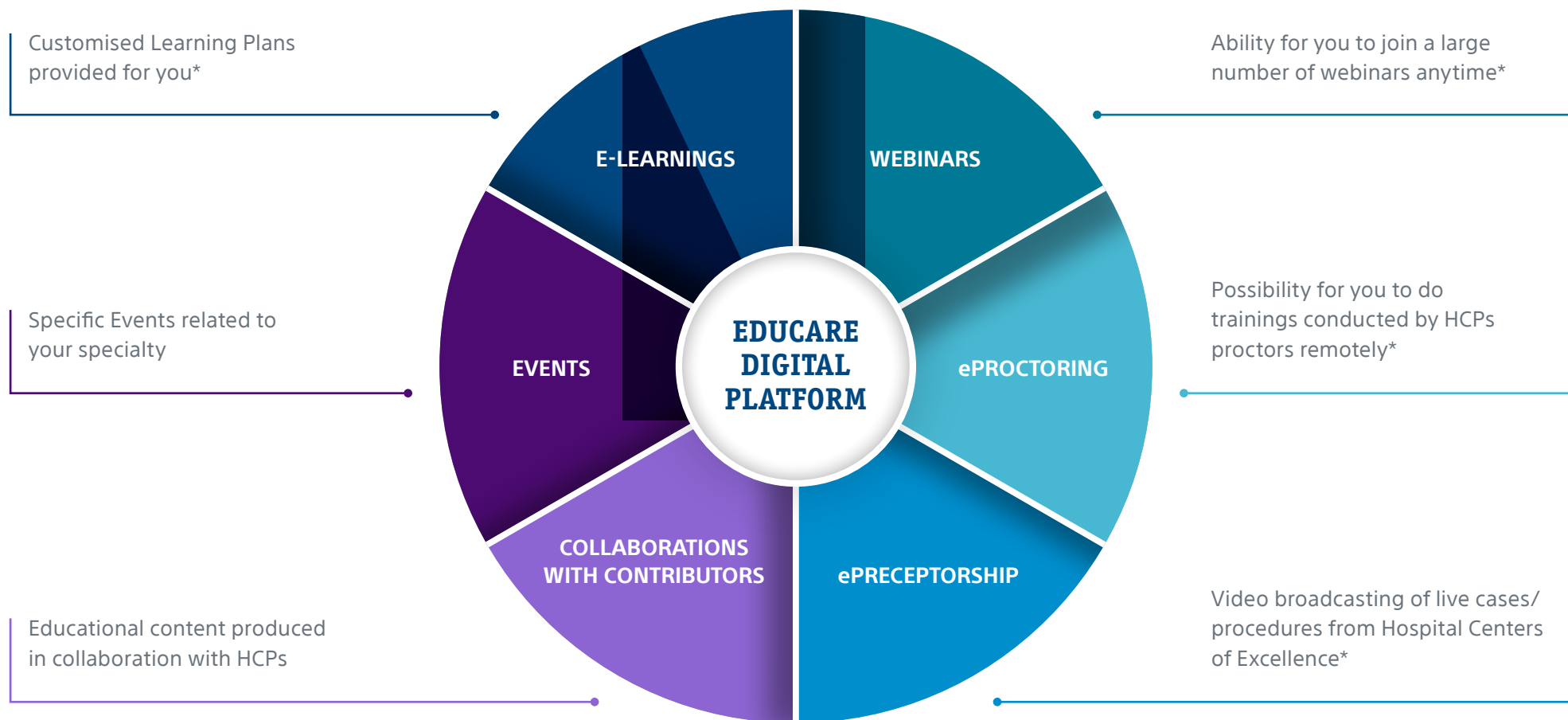
SCAN HERE TO VISIT  
THE EDUCARE PLATFORM

**Boston  
Scientific**  
Advancing science for life™



**EDUCARE**

# ONE STOP SHOP FOR DIGITAL EDUCATION

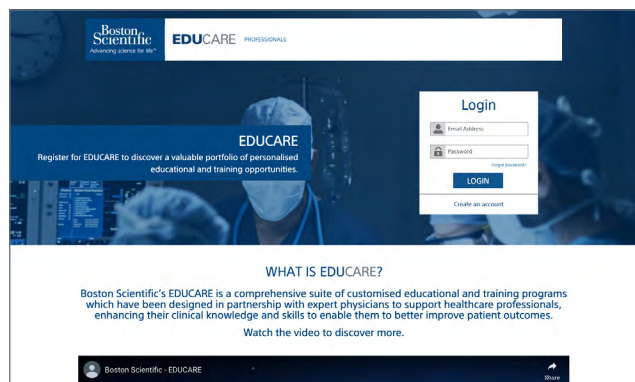


It has been developed to **strengthen** the **relationship** with you by providing you with **quick and easy access** to the education you need to carry out your daily hospital practice.

\*Available soon

# GETTING ONBOARD

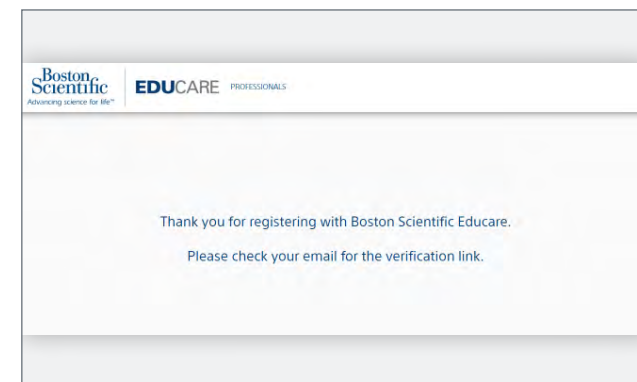
*Follow these steps and get started...*



- 1 Go online and visit <https://educare.bostonscientific.eu/s/login>. Click on 'create an account'. You will then be directed to the registration form.

The screenshot shows the Boston Scientific EDUCARE Professionals registration form. It's a multi-step process. Step 1 is 'Personal Details', which includes fields for 'First Name', 'Last Name', 'Title', 'Phone Number', 'Email', 'Confirm Email', 'Language', and 'Professional Email Address'. Step 2 is 'Address', which includes fields for 'Country' and 'City'. Step 3 is 'Professional Details', which includes fields for 'Function/Role', 'Medical Specialty', 'Topics of Interest', and 'Primary Centre (eg. Hospital)'. There are checkboxes for 'By ticking the box I agree to the Terms of Use' and 'By ticking the box I agree to the EDUCARE Privacy Information'. A 'CONFIRM' button is at the bottom.

- 2 Enter your details, including your areas of medical interest, agree to the Terms of Use and EDUCARE Privacy Information Notice and click 'confirm'.



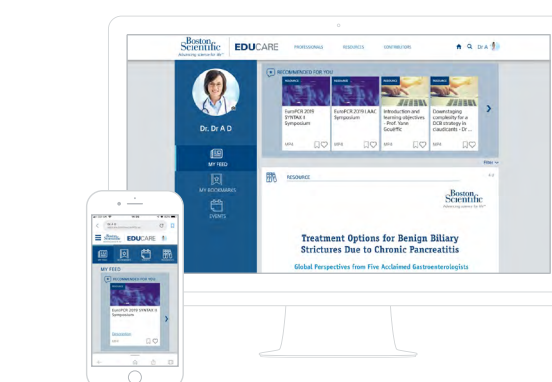
- 3 Your registration is almost complete. Look out for an e-mail from EDUCARE containing a verification link.



- 4 Open the verification email and click the blue 'get started' button.

The screenshot shows the Boston Scientific EDUCARE Professionals password creation screen. It has a white background with the Boston Scientific logo and 'EDUCARE Advancing science for life™'. The text says: 'NEW PASSWORD. Your password must have at least: 8 characters, 1 letter, 1 number. New Password: Verify New Password: CREATE PASSWORD'. There's a blue button that says 'CREATE PASSWORD'. At the bottom, it says 'CORP-530323-AA FEB 2018' and '© 2018 Boston Scientific Corporation or its affiliates. All rights reserved. Privacy Policy Copyright Notice'.

- 5 You will be asked to create a new password that contains at least 8 characters, 1 letter and 1 number.



**Congratulations, you are now part of the EDUCARE community.** You now have access to customised medical content.



# EXPLORING YOUR HOMEPAGE

See the key features at a glance...

**Boston Scientific**  
Advancing science for life™

## BOSTON SCIENTIFIC

Access the Boston Scientific European website medical specialties

## PROFESSIONALS

Find information about Boston Scientific medical areas: events, resources, teams, by topics

## RESOURCES

Explore customised contents related to your areas of interest

## CONTRIBUTORS

Discover the HCPs content contributors

## HOME

Access your homepage

## PICTURE

Access/modify your picture

## MY FEED

Access your feed

## MY BOOKMARKS

Access your bookmarked content

## EVENTS

Explore medical events. You can filter by specialty, area of interest and format (face-to-face training, symposiums, webcasts/webinars)

## MY E-LEARNING

Access learning plans tailored for you

## PROFILE

View/modify your profile or logout

## SEARCH

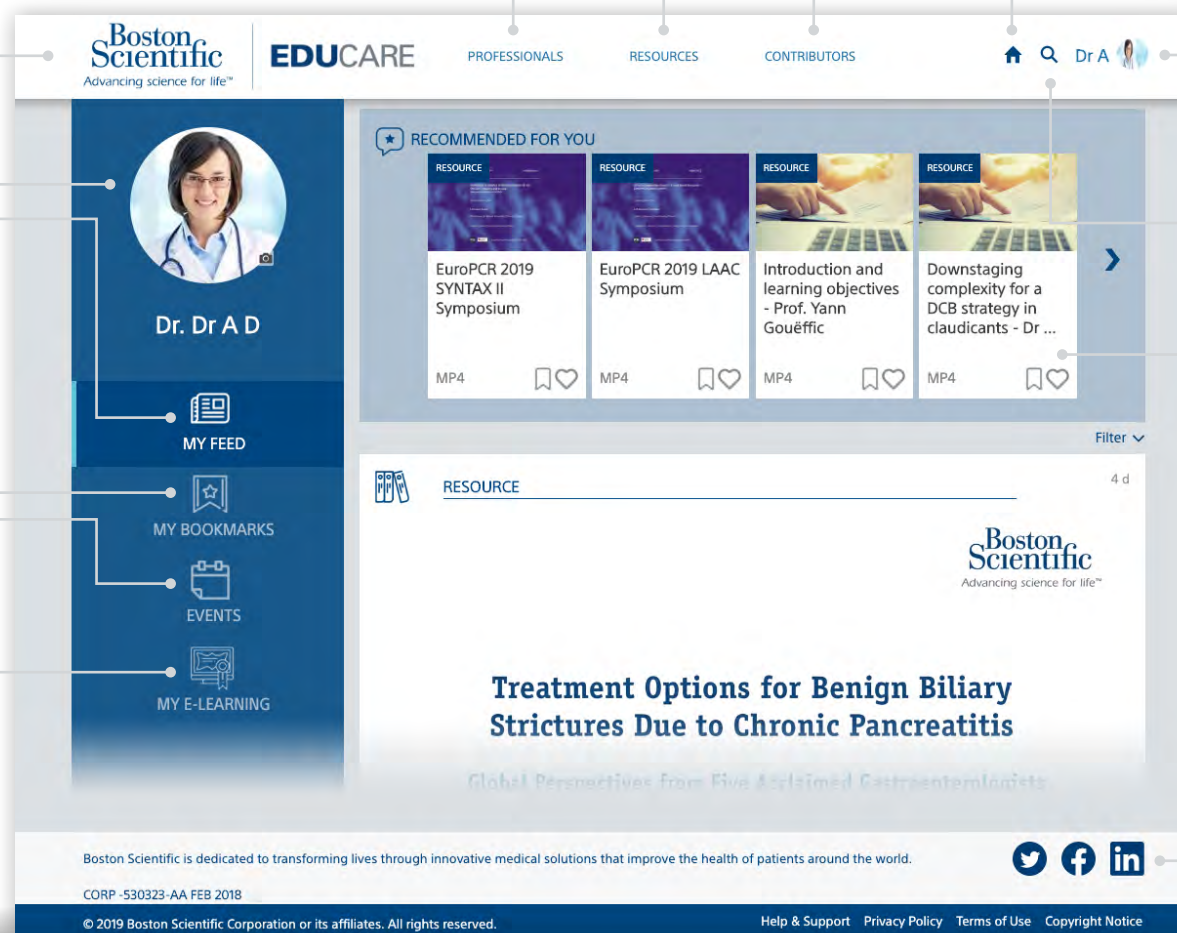
Search specific content

## RECOMMENDED FOR YOU

View a selected list of customised content recommended for you

## SOCIAL MEDIA

Access Boston Scientific social media accounts



CAUTION: The law restricts these devices to sale by or on the order of a physician. Indications, contraindications, warnings and instructions for use can be found in the product labelling supplied with each device. Information for use only in countries with applicable health authority registrations. This material not intended for use in France. 2019 Copyright © Boston Scientific Corporation or its affiliates. All rights reserved. (copyright statement only required if not otherwise on material) CORP-673203-AA-Aug 2019